

Multipurpose grapple for rigid mounting

- High closing force; perfect balance due to the central cylinder design.
- Tines made of wear-resistant steel HB 400 and available in 2 versions, with 4 and 7 tips.
- Large opening and reduced overall dimensions when closed.
- Body made of high tensile steel, suitable to heavy-duty applications.

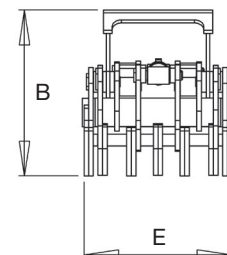
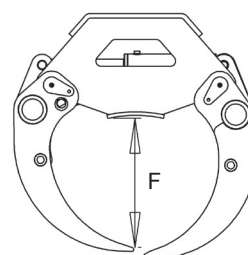
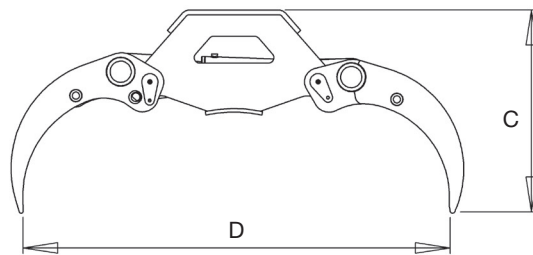
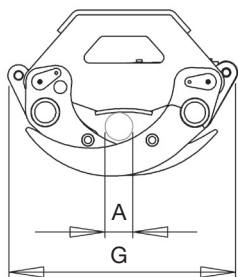


GRP 300-7



Model	Excav. Weight ton	Cap. m ²	Self weight Kg	Lifting capacity daN	Max BAR	Ø A mm	B mm	C mm	D mm	E mm	F mm	G mm
GRP 150-7	2 - 4	0,15	120	1000	220	80	480	585	1215	360	370	665
GRP 200-7	3 - 6	0,2	220	1500	220	80	485	635	1350	418	410	730
GRP 250-7	5 - 8	0,25	272	1600	220	80	580	700	1500	495	445	790
GRP 300-7	6 - 12	0,3	395	1750	300	100	610	750	1650	572	500	850
GRP 400-7	9 - 16	0,4	490	2000	300	120	715	885	1800	650	570	980
GRP 500-7	16 - 23	0,5	730	3000	350	130	795	975	2050	700	640	1100

Technical data



Accessories

- GRI Hydraulic continuous rotator
- Adapter Bolt-on adapter for rigid mounting

Also available with:

